

# Schedule certain imaging exams online!

Click for step-by-step directions or download the "MyChart Scheduling" pdf.

# MyChart

*Your health. Your knowledge. Your connection.*



## Communicate with your provider

Securely get answers to your medical questions from the comfort of your home



## Access your test results

No more waiting for a phone call or letter – view your results and your doctor's comments within days



## Request prescription renewals

Send a request to renew your medication prescriptions.



## Manage your appointments

Schedule your next appointment, or view details of your past and upcoming appointments

**SIGN IN**

[Forgot Username?](#)

[Forgot Password?](#)

**New User?**

**SIGN UP NOW**

# Your MyChart homepage may look like this:

Welcome to MyChart!



## Share Everywhere

Give one-time access to your health information to any clinician with a computer and internet access.

LEARN MORE

DISMISS



[REDACTED] is overdue.

VIEW DETAILS



View All (8)



[REDACTED] a new statement available.

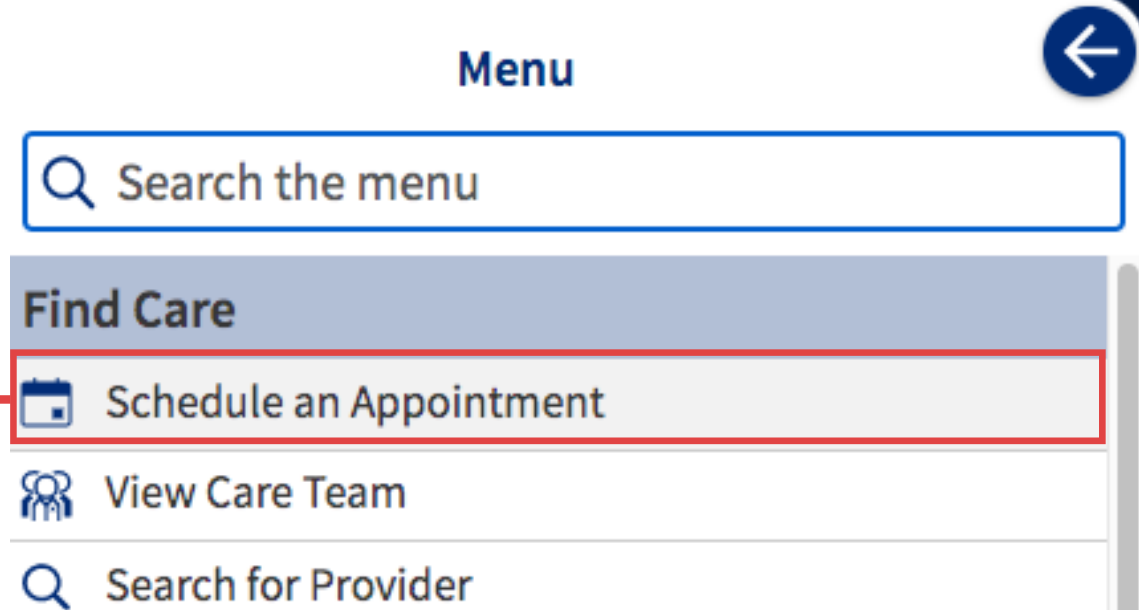
VIEW STATEMENT



Want to see information from multiple organizations? We are always adding new organizations to our network, so try searching for the ones you have recently visited.

# To schedule a new appointment:

- Click on Menu in the top lefthand corner
- In the dropdown menu, click on "Schedule an Appointment"



**Click**

# For Screening Mammograms:

- Select the appropriate option on the righthand side.

## Tell us why you're coming in

Choose a specific reason for scheduling an appointment.

Primary Care: Flu Shot Only

Screening Mammogram

Cardiology

Dermatology

Obstetrics & Gynecology

Other

Send a request to our scheduling staff

# For exams that require an order:

This can include X-ray, CT, DEXA, or Ultrasound exams

- You must schedule from an existing Scheduling Ticket.
- If you have a Johns Hopkins provider, this happens automatically. If you have a non-JH provider, the paper order must first be emailed or faxed to our scheduling team.



Make an appointment. We have sent you a new scheduling ticket.

## Appointments you need to schedule

CT

Schedule before  
8/28/2021

**SCHEDULE NOW**

**Click**

# After selecting your exam:

- You may answer questions related to your exam.
- These questions might be double-checked in person before or during your appointment.

**Click**

## A couple of questions

\* Indicates a required field.

\* Do you have a personal history of breast cancer?

Yes

No

\* Are you currently experiencing any breast problems such as

Yes

No

**CONTINUE**

# Next, you can select your location:



Reason for visit [Edit](#)  
Screening Mammogram



Locations



Time



Verify and schedule

Which locations work for you?

## Any location

Schedule at any available location.

## Columbia Medical Center


11055 Little Patuxent PKWY  
STE L9  
Columbia MD 21044-2897


## Green Spring Station


- Not all locations will be available depending on the type of exam being scheduled.
- For location addresses, visit <https://www.hopkinsmedicine.org/imaging/locations-directions/>


# Then you can select a date and time:

- Click on any of the green boxes to select that time.


 Reason for visit [Edit](#)  
Screening Mammogram

 Locations [Edit](#)  
Green Spring Station  
White Marsh

 Time

 [Verify and schedule](#)

What time works for you?

Start search on  

Times

[All available times](#)

[Filter times](#)

Note: Your insurance plan may require 1 year + 1 day between annual Screening Mammograms.

**Wednesday November 4, 2020**  
White Marsh

[7:30 AM](#) [8:00 AM](#) [9:30 AM](#)

**Thursday November 5, 2020**  
White Marsh

[8:30 AM](#)

**Thursday November 12, 2020**  
White Marsh

[7:30 AM](#) [7:45 AM](#) [8:00 AM](#) [8:15 AM](#) [8:30 AM](#)  
[8:45 AM](#) [9:00 AM](#)

**Monday November 16, 2020**



# Finally, you will see the visit instructions:

- All this information will be available to print in the next screen
- Double-check your appointment information here.
- Be sure to click the green "schedule" button.

Click

The screenshot shows a confirmation page for a 'Screening Mammogram' appointment. At the top, there are three status indicators with green checkmarks: 'Reason for visit: Screening Mammogram', 'Locations: Green Spring Station White Marsh', and 'Time: Wednesday November 4, 2020 7:30 AM'. A 'Verify and schedule' button is in the top right. Below this is a confirmation question: 'Is everything correct?'. The appointment details are highlighted in a red box: 'Screening Mammogram', 'Wednesday November 4, 2020 7:30 AM (10 minutes)', and 'Johns Hopkins Medical Imaging' with the address '4924 Campbell BLVD STE 105 Nottingham MD 21236-5909 443-997-7237'. To the right is a text input field for 'What is the most important thing you want addressed during this visit?'. Below that are sections for 'Directions for Johns Hopkins Medical Imaging' (reporting to Suite 105 at White Marsh) and 'Visit Instructions' (COVID-19 precautions). At the bottom, there is a 'VIEW FULL INSTRUCTIONS' button and a green 'SCHEDULE' button.

Reason for visit [Edit](#)  
Screening Mammogram

Locations [Edit](#)  
Green Spring Station  
White Marsh

Time [Edit](#)  
Wednesday November 4, 2020  
7:30 AM

[Verify and schedule](#)

Is everything correct?

**Screening Mammogram**

🕒 Wednesday November 4, 2020  
7:30 AM (10 minutes)

📍 Johns Hopkins Medical Imaging  
4924 Campbell BLVD  
STE 105  
Nottingham MD 21236-5909  
443-997-7237

What is the most important thing you want addressed during this visit?

**Directions for Johns Hopkins Medical Imaging**

Report to Johns Hopkins Medical Imaging at White Marsh (Suite 105) located in the Health Care & Surgery Center.

**Visit Instructions**

New Precautions Due to Coronavirus (COVID-19)

Due to physical distancing restrictions, no visitors can accompany you unless required for special needs or you are accompanying your child for an imaging exam. For your safety, we have taken steps to ensure that your appointment takes place in a safe and clean environment. Patients are screened multiple times before entering our suite. All staff and patients must wear a face mask except for children under the age of 3. Seating has been spaced apart with increased cleaning schedules in public locations. Our imaging rooms are cleaned before and after every patient. Hand sanitizers are throughout the suite and staff are frequently washing their hands.

[VIEW FULL INSTRUCTIONS](#) Dietary restrictions for this exam unless receiving general anesthesia

[SCHEDULE](#)

# Your appointment is scheduled!

- Click here to print a copy of this page.
- Please read all the visit instructions carefully to avoid a cancelled appointment.
- Contact this number for additional questions or with updated information, such as a possible pregnancy.

## Appointment Details

### Johns Hopkins Screening Mammogram

🕒 Friday November 20, 2020  
4:30 PM EDT (10 minutes)

📅 Add to Calendar

📍 Johns Hopkins Medical  
Imaging  
4924 Campbell BLVD  
STE 105  
Nottingham MD 21236-5909  
443-997-7237

🗺️ Get Directions

🔄 Reschedule Appointment

✖️ Cancel Appointment

## Prepare for Your Visit

Information for your visit:

🔗 Notice of Privacy Practices for Health Care Providers

## Directions for Johns Hopkins Medical Imaging

Report to Johns Hopkins Medical Imaging at White Marsh (Suite 105) located in the Health Care & Surgery Center.

## Visit Instructions

### New Precautions Due to Coronavirus (COVID-19)

Due to physical distancing restrictions, no visitors can accompany you unless required for special needs or you are accompanying your child for an imaging exam. For your safety, we have taken steps to ensure that your appointment takes place in a safe and clean environment. Patients are screened multiple times before entering our suite. All staff and patients must wear a face mask except for children under the age of 3. Seating has been spaced apart with increased cleaning schedules in public locations. Our imaging rooms are cleaned before and after every patient. Hand sanitizers are throughout the suite and staff are frequently washing their hands.

1. EAT/DRINK: There are no dietary restrictions for this exam unless receiving general anesthesia.
2. PREP: No deodorant, powders, perfumes, or lotions on or around the breast area.
3. ARRIVE: 20 minutes prior to your appointment time for registration.



# Your MyChart homepage will now include this:

Welcome to MyChart!



Appointment Scheduled

Johns Hopkins  
Medicine



Johns Hopkins Medical Imaging...

[VIEW MESSAGE](#)

- **To cancel your exam, you can log back into MyChart if it's 24 hours before your scheduled appointment. To cancel earlier or to reschedule, please call 443-997-7237.**
- **After your exam, you will receive a MyChart notification when your test results are available to view. For any questions about the results or next steps, please reach out to your provider.**

# For Technical Questions about MyChart:

**Contact the Help Desk at 443-997-6225**

**Monday through Friday**

**8 a.m.- 5 p.m.**



**JOHNS HOPKINS**  
M E D I C I N E

**Thank you for choosing  
Johns Hopkins Medical Imaging**



**JOHNS HOPKINS**  
M E D I C I N E