


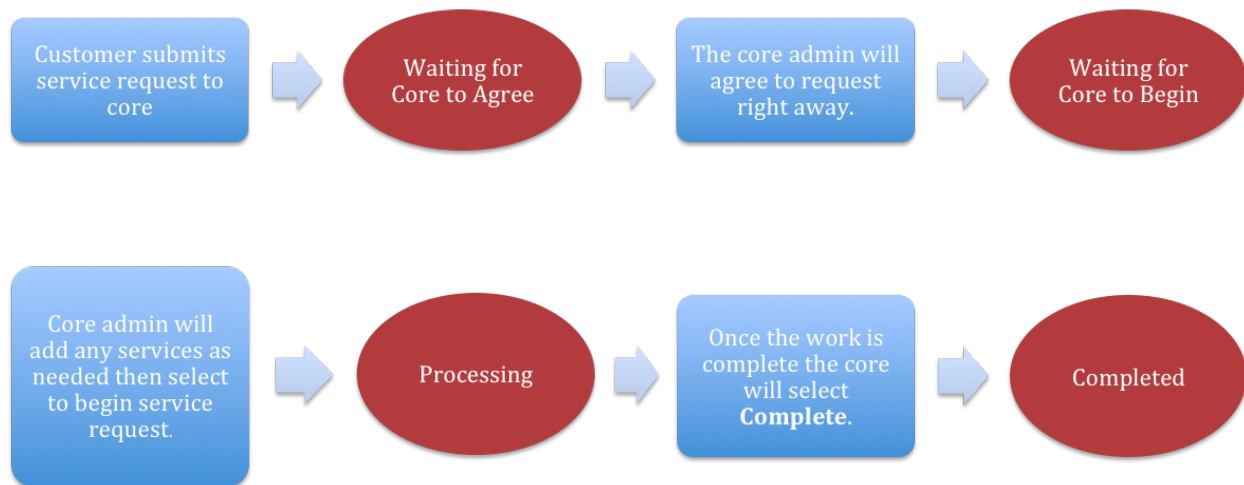
View All Request Status Column Flow Chart

Scenario One:

A customer submits a request and the core agrees right away without adding any services/charges.

- The only approval required in this scenario is for the core to agree to the request that the customer submit.

▶ Apr 21 (Apr 21 2016)	Charlie Researcher iLab Test (Testing) Lab	TBE(BME)MS-CR-5 Consultation	Waiting for Core to Agree	\$30.00 (\$30.00)	   
			<input type="button" value="▶ Agree"/> <input type="button" value="⊘ Disagree"/>		



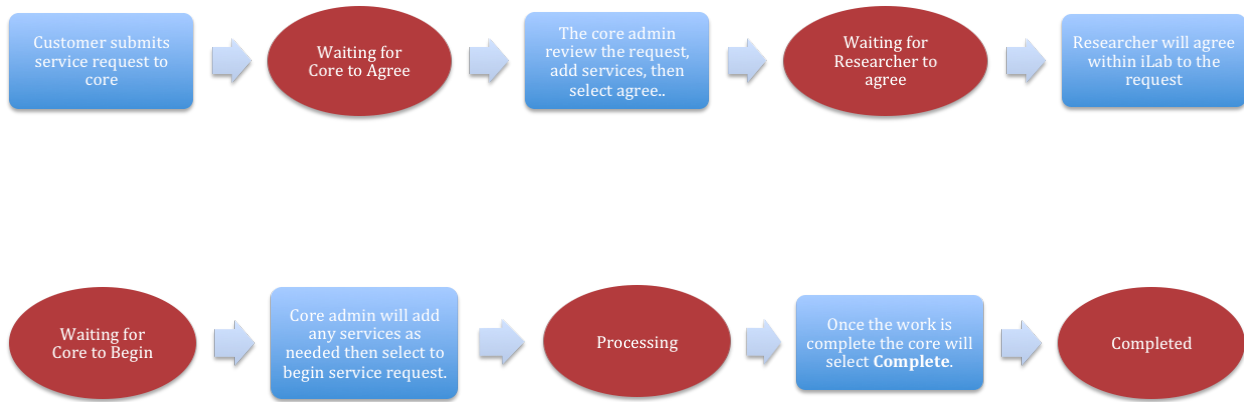
Scenario Two:

A customer submits a request and the core admin adds services to the request then agrees.

- The first approval, waiting for core to agree, will appear after the customer submits the request.



- The core will review the request and add a service/charges.
- The second approval, waiting for researcher to agree, will appear after the services/charges are added and the core selects the agree action button on the waiting for core to agree status.



Scenario Three:

The core admin submits a request on behalf of the customer.

- The only approval within this scenario is waiting for researcher approval, and will appear if the core admin submits a request on behalf of the customer.



- It is the customer's responsibility to agree or disagree to the request.

